

HIWT/ AWS CWI Registration Checklist



Important:

Hobart Institute of Welding Technology (HIWT) and the **American Welding Society (AWS)** have separate registration processes and fees. Each must be applied for and paid for individually. Fees and Registrations do not transfer from one entity to the other. During the registration process you will need to obtain data from HIWT and AWS to apply for both. Example, the AWS site code/ Event ID will need to be obtained from our website as you register for the AWS Exam. Specific steps will be explained below.

Registration for AWS (via the AWS Certification Application Portal) must take place 6 weeks prior to the selected exam date, otherwise you will be required to pay a fast-tracking fee. Though you may pay the AWS for a fast-tracking fee, it does not guarantee that HIWT will have an opening for the class and/or the exam. It is important you follow the steps below to ensure availability.

It is recommended that you print this checklist and fill out each section & check off each step to assist with the registration process. If you are an HR Manager or Management/ Supervisor completing this process for your employee, it is recommended that the individual employee complete this process as there are specific requirements for the applicant, as the applicant is responsible for proper submittal and must register through the AWS with their own account.

- For ballpark costs – see Page 11. Recommended pre-study – refer to website.
- HIWT Currently Instructs Part C using **AWS D1.1:2025** and **API 1104 22nd Edition**
- Students are responsible for obtaining their own copy of a Code Book.
 - HIWT Tuition nor AWS exams fees do not cover the Codebook cost.

Step 1: Determine a class start date and corresponding examination date & site code:

Link to CWI Course Schedule: 2026 Classes- [2026 CWI Class Dates & Site Codes](#)

Course Start Date & Site Code (Event ID): _____

Course Start Date & Site Code (Event ID): _____

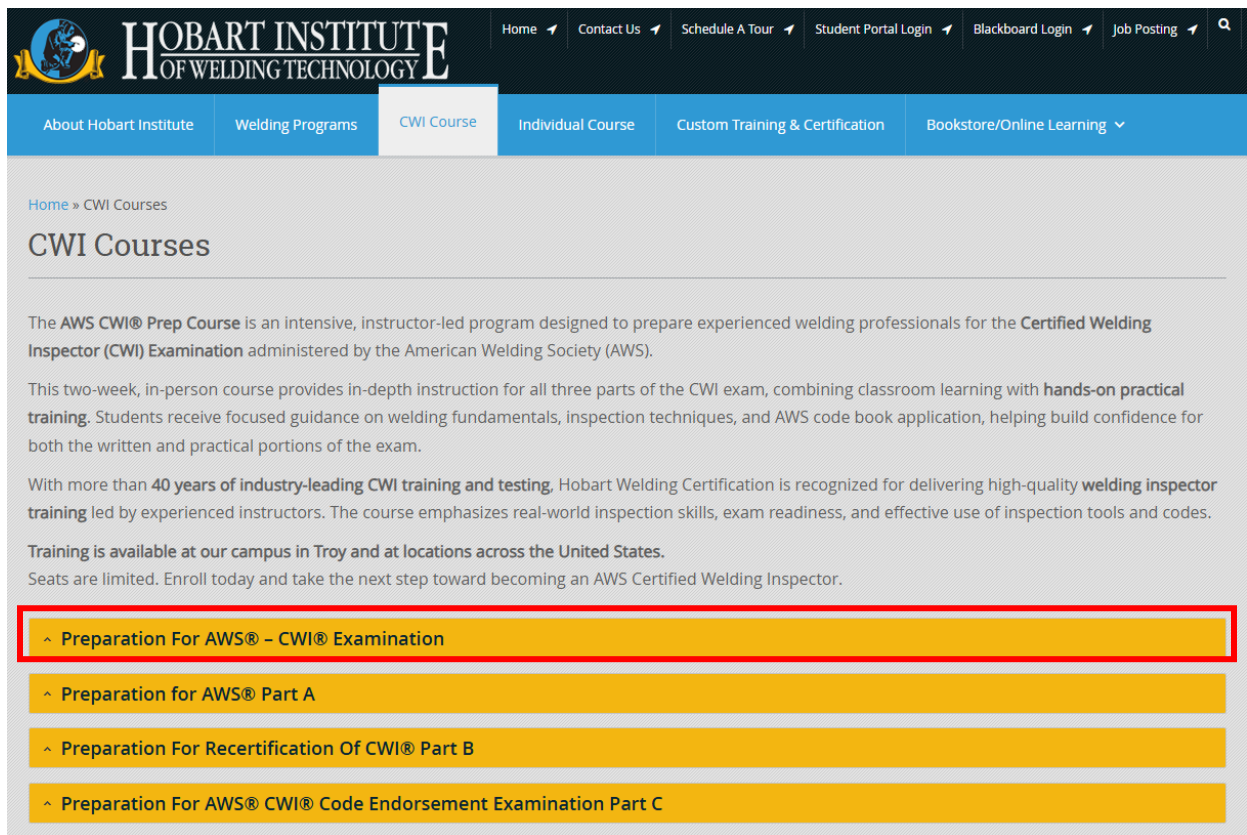
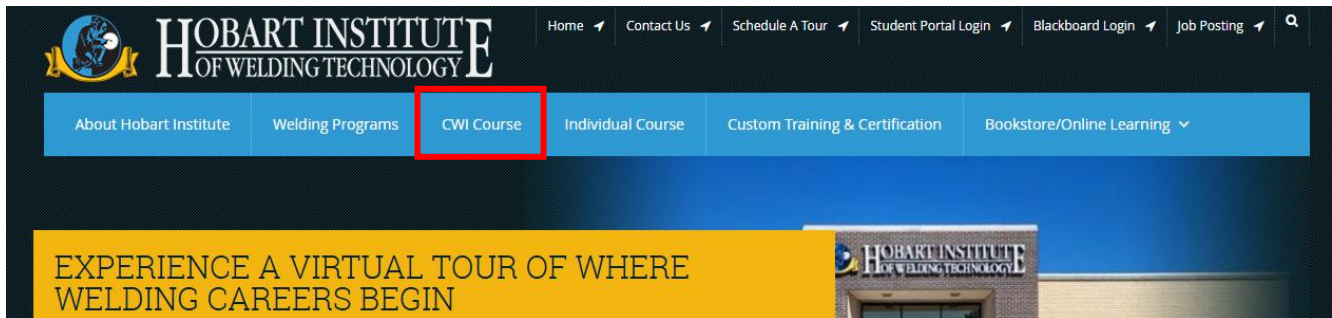
Step 1b: Contact HIWT to verify course dates selected have openings. 937-332-9500

Continued on Next Page →

HIWT/ AWS CWI Registration Checklist

□ **Step 2: Navigate to the Hobart Institute website – www.welding.org**

Once you have arrived at the home page, select the tab labeled “CWI Course” and then select “Preparation for AWS – CWI Examination”. This will provide you with a dropdown of various links (some of which you may have already visited).

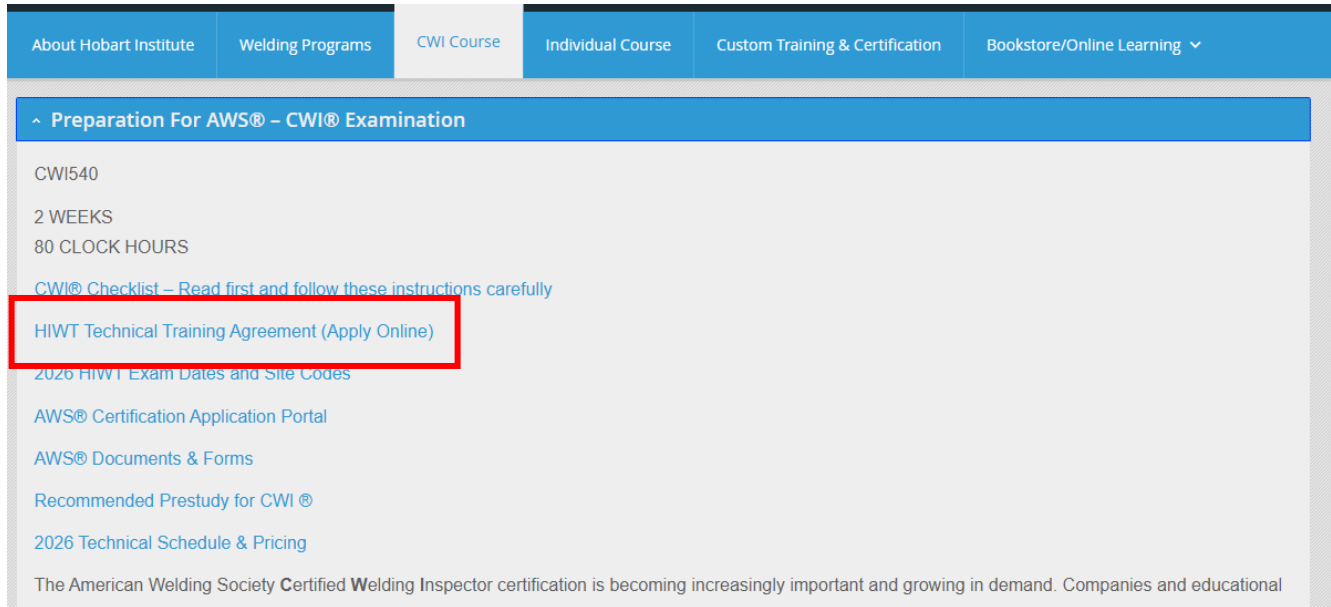


Continued on Next Page →

HIWT/ AWS CWI Registration Checklist

Step 2a – continued:

Select the blue hyperlink “*HIWT Technical Training Agreement (Apply Online)*”. This will navigate you to another webpage which states in another blue hyperlink (example - “*2026 Technical Training Agreement (Apply Online)*”). Please select the link.



Navigation menu: About Hobart Institute, Welding Programs, **CWI Course**, Individual Course, Custom Training & Certification, Bookstore/Online Learning

Preparation For AWS® – CWI® Examination

- CWI540
- 2 WEEKS
- 80 CLOCK HOURS
- [CWI® Checklist – Read first and follow these instructions carefully](#)
- [HIWT Technical Training Agreement \(Apply Online\)](#)
- [2026 HIWT Exam Dates and Site Codes](#)
- [AWS® Certification Application Portal](#)
- [AWS® Documents & Forms](#)
- [Recommended Prestudy for CWI ®](#)
- [2026 Technical Schedule & Pricing](#)

The American Welding Society Certified Welding Inspector certification is becoming increasingly important and growing in demand. Companies and educational



Home » Apply – Technical

Apply – Technical

- [2026 Technical Training Agreement \(Apply Online\)](#)

Complete all required fields (indicated by *) and digitally your start date/shift via email.

You will be then redirected (in your web browser) to a DocuSign webpage with our enrollment agreement. You are required to fill this out. Please fill out all necessary fields.

TECHNICAL TRAINING ENROLLMENT AGREEMENT

EFFECTIVE JANUARY 1, 2026

HOBART INSTITUTE OF WELDING TECHNOLOGY, 400 TRADE SQUARE EAST,
TROY, OH 45373, U.S.A

(937) 332-9500 – FAX (937) 332-9550 – EMAIL registration@welding.org



Start

Continued on Next Page →

HIWT/ AWS CWI Registration Checklist

Step 3 – Selection of Course, Code and Alternate Date(s)

Once you reach the “**Course #**” portion of the enrollment agreement, please select **CWI540**. After that, select the Code to which you are testing (this will be the same exact Code you will select on your AWS Application)

Add the desired date and the alternate date (in the rare case class is full). The desired date should align with the date selected with your Event ID/ site code. Example given, Event ID is OH30125. Start date for that class (and exam) is 1/13/2025. This date is what you would record in the “desired” box. HIWT will contact you if the class is full. You should not have availability issues if you verify with HIWT at the beginning of the application process and **register the day of the inquiry**.

Again - This is why we urge you to contact HIWT during the application process to see if the class is full for the dates you wish to attend.

Step 3b – Digitally sign the enrollment form.

I acknowledge that I/we have a copy of this agreement: I have read and understand the **Cancellation Policy**. I agree to be bound by the provisions of this enrollment agreement form upon acceptance by the Hobart Institute of Welding Technology.

Intellectual Property: All PowerPoint® presentations, videos, tests, and class materials are the intellectual property of the Hobart Institute of Welding Technology. I agree not to copy, photograph, or record any of the Institute's intellectual property in any form. I understand that all distributed books are subject to copyright laws, and I will comply with those laws.


Liability release: While attending courses at the Hobart Institute of Welding Technology, I agree to hold the Institute free from any claims for injuries sustained while on its premises.

Electronic Document Consent: I authorize the Hobart Institute of Welding Technology in Troy, Ohio, to deliver all documents, including payment schedules, course schedules, financial aid, and tax forms, electronically via the online student portal or email. The student portal is accessible on the Institute's website at www.welding.org.

Photo release: I agree that any picture or photograph taken by the Hobart Institute of Welding Technology should be and remain the property of Hobart Institute of Welding Technology. Hobart Institute of Welding Technology may use these materials individually or in part. The materials may be used in various forms of media, including print, video, or audio.


I acknowledge that I have read and understand the above information

Email address danielte_wogoman@welding.org

Applicant's Signature  Date 11/15/2024

How or from whom did you originally hear about Hobart Institute of Welding Technology? Word of mouth

Hobart Institute of Welding Technology does not and will not discriminate based on disability, race color, religion, sex, national origin, or age in admissions, program access, or activities.

A payment of  \$135.00 USD will be required to submit this enrollment to be processed.

Hobart Institute of Welding Technology will acknowledge the receipt of your Technical Training Enrollment Agreement and start date via email.

This entire form constitutes the agreement.

2 of 2

Continued on Next Page →

HIWT/ AWS CWI Registration Checklist

Step 4 – At the bottom of the page, you will see a yellow button that states “Finish”. Click this and you’ll be prompted to pay via credit card. Once you have done so and click “Pay & Finish”, you’ll be emailed a confirmation and receipt.

Payment x

Pay Now Total \$135.00 USD

Payment Method

CREDIT / DEBIT

Debit/Credit Card

XXXX XXXX XXXX XXXX

Expiration Date Security Code

MM YYYY CVV

By clicking the button below you are submitting payment in connection with the transaction between you and Hobart Institute of Welding Technology. The transaction terms are contained in your agreement with Hobart Institute of Welding Technology. By submitting payment, you agree to the [DocuSign Terms of Use](#) and [Privacy Policy](#).

PAY & FINISH

You’ll then receive an email from Hobart Institute of Welding Technology with your completed Technical Training Enrollment Form.

Once HIWT has confirmed your enrollment, you will receive an email with important enrollment confirmation, including a separate email containing your receipt.

HIWT Enrollment Confirmation Inbox x



Hobart Institute of Welding Technology <hobartinstitute@welding.org>

to me ▾

Joe,

Thank you for choosing Hobart Institute of Welding Technology for your training! This is to confirm your reservation in

1/13/2025 CWI540-D0113

Prep for AWS (CWI/CWE) Exam

0.00

beginning 01/13/2025 at 8:00 a.m. Please report to the **Technical Training Building**, which is adjacent to the student parking lot (501 Trade Square East).

You may be observing welding demonstrations and the operation of various pieces of machinery. Please dress accordingly, including leather shoes (no open toes permitted).

Continued on Next Page →

HIWT/ AWS CWI Registration Checklist

Payment Receipt ▶ Inbox x



HIWT Bursar <registration@welding.org>
to me ▾

Name: Joe Welder HIWT
Address: Hobart Institute of Welding Technology
400 Trade Square East Troy OH 45373
Email address: JoeWelderHIWT@gmail.com
Phone number: (937) 332-9500
Date of Payment: 09/25/2024
Payment Description: Student Payment
Amount: 125.00

Dear Student:

This letter serves as a receipt for the recent payment to your student account. If
any questions regarding this payment or your account, please don't hesitate to


Sincerely,

Student Services

***Congratulations. You are now one step closer to the CWI Course and Exam.
Now to complete the AWS application and registration process.***

Step 5: Apply online with AWS for the AWS CWI Examination via the AWS Certification Application Portal. Please note, any questions regarding AWS account information, AWS Registration, etc. – you must contact the AWS – 1-800-443-9353

Step 5a: Go to www.aws.org and select the Login at the top right of the screen.



HIWT/ AWS CWI Registration Checklist

Step 5b: The applicant will need to enter their existing login info OR create a new account. It is recommended that one becomes a member as there will be cost savings for Codebooks/ Specifications and AWS Exam Registration Fees.

Hi There. Welcome to AWS.

PLEASE USE YOUR EMAIL ADDRESS TO LOG IN. NOT YOUR MEMBER NUMBER. CLICK FORGOT PASSWORD BELOW TO RESET YOUR PASSWORD.

Email Address
PLEASE ENTER YOUR EMAIL ADDRESS HERE

Password

Keep me signed in

Sign in

[Forgot password?](#)
[Unlock account?](#)
[Help](#)

[▶ Lookup Email via Member Number \(Click Here\)](#)

Become a Free User

Become a Member

Become a Corporate Member

We added a new option to use your phone to improve your experience when resetting a forgotten password. The next time you log into the website, you may be asked for your phone number. This is a one-time request to verify your phone number. You will not be asked again to update your phone number.

If you need to reset your password, you will now have the option to receive a reset code via email, text message, or voice call.

If you have questions about this new option or your account, please contact customer service at 800-443-9353.

Continued on Next Page →

HIWT/ AWS CWI Registration Checklist

□ **Step 5c: Apply for New Certification** - Once the applicant has signed up and has logged into their account, select “**Jump to CWI**”. Once the link is selected, it will generate what is show below (may have to scroll down a bit). The applicant will need to select the “**Register Now**” link. **- OR -** If you are on your membership dashboard, select “**My Certifications**”, then select “**Apply for Certification Today**”. Both options will direct you to complete the application (See Figure 2c).

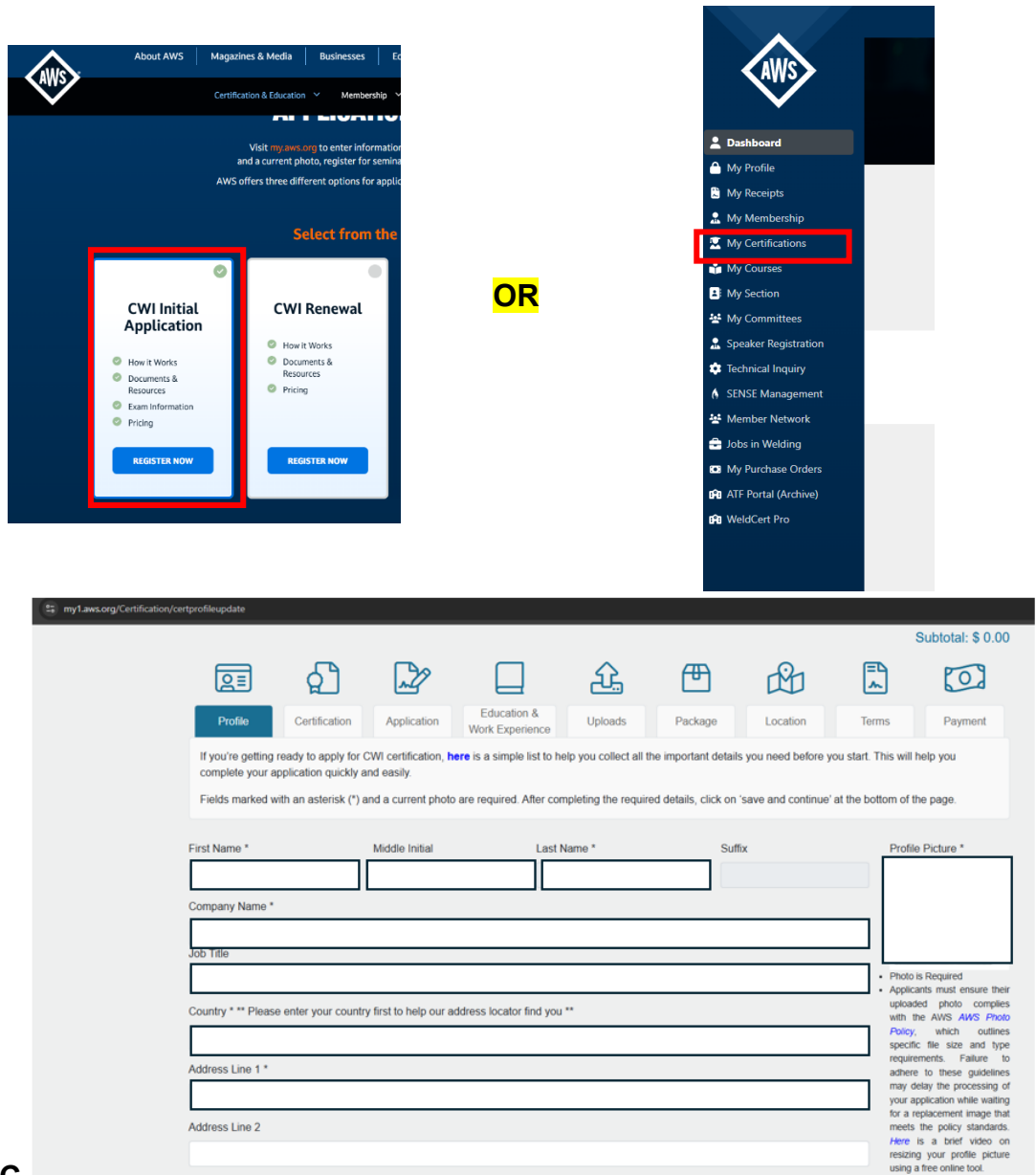


FIGURE 2C

Continued on Next Page →

HIWT/ AWS CWI Registration Checklist

Step 5d: Complete the application as shown on the AWS Website.

After completing the “Profile” tab, you will progress to the next tab labeled “Certification”.

You will need to select (click to select) **Certified Welding Inspector (CWI)**. Once that is done, click the blue rectangle labeled “next” at the bottom of the screen.

Step 5e: Fill out the Application, Education & Work Experience

Step 5f: Upload the required documentation (Visual Acuity and Work Experience Verification).

Step 6: Select a Package: This is a very important step as it relates to HIWT.

Be sure to select **“EXAM ONLY”**.

The screenshot shows the AWS CWI registration application interface. At the top right, the subtotal is \$ 0.00. The navigation tabs are Profile, Certification, Application, Education & Work Experience, Uploads, Package (active), Location, Terms, and Payment. Below the tabs, there is a text box with instructions: "Select one of the options regarding the type of package you are interested in taking, then select one of the options from the drop down to view the price of the package selected. Your AWS membership status will be displayed which is reflected in the price shown. Click Save and Continue to proceed to the next page. If selecting a package with a Seminar, Please visit the AWS Education Page to review seminar types and descriptions." Below this, there are four package options, each with a description, a "Click Here for more Info" link, and a "Select" button. The "Exam Only" option is highlighted with a red border and has a checkmark in its "Select" button.

Package Option	Description	Selection Status
Exam & Online Pre-Seminar	Package selection is for an exam and an online pre-seminar.	Select
Exam & Online Seminar	Package selection is for an exam and an online seminar.	Select
Exam & Seminar	Package selection is for an in-person seminar and exam.	Select
Exam Only	Package selection is for an exam only.	Select ✓

Step 6a: At the bottom of the page, select from the drop down:

- “Exam Only”
- “Third Party Training Provider”

Continued on Next Page →

HIWT/ AWS CWI Registration Checklist

Step 7: LOCATION – This is a very important step as it relates to HIWT.

The location you are selecting is for your **Part B Examination** at the end of our class (the 2nd Friday). Please ensure you select the right site code! Moving your examination site/date can be quite difficult through the AWS and you may miss the required examination dates.

Utilizing the site code obtained from the **HIWT Website**, insert the **HIWT Site Code (Event ID)** under “Search by Event ID” (example is OH30125). This will populate the specific Exam Date associated with the class dates you have selected.

Applicant: Joe Welder HIWT
Member Number: 140421989
Subtotal: \$ 1,450.00

Profile Certification Application Education & Work Experience Uploads Package **Location** Terms Payment

These classes are not held until payment is completed.

18 Jan External CWI Exam Troy, OH - HIWT - OH30125
Saturday, January 18, 2025 to Friday, January 24, 2025
Hobart Institute of Welding, Troy, Ohio
EventID: OH30125
Exam Date: 1/24/2025
Deadline: 12/4/2024
Select

Search By Event ID ⓘ
OH30125

Search By State ⓘ
Select A State

Search By Exam Date ⓘ

Apply Clear

Back Save for Later Next

Step 7a: Before you click “SELECT” verify the class dates and exam dates with what is populated on the screen. Example for OH30125 (code is for demo only), The Part B Exam Date on the HIWT form is 1/24/2025. Verify this date with the exam date listed on the AWS Website. Once verified, select the event on the AWS Website. Then click “NEXT”.

Continued on Next Page →

HIWT/ AWS CWI Registration Checklist

Step 8: Complete the AWS Terms and Conditions and Submit Payment

Recall that the payment submitted via the AWS Portal is ONLY for the CWI Exam and the Prometric Examination Fees. These fees do not apply to the HIWT course fees.

Congratulations - At this point, you have completed your registration for BOTH the AWS and HIWT. We look forward to seeing you soon and helping you advance in your career.

IMPORTANT – Please continue to check for emails from the AWS & continue to check the AWS application portal, as the AWS may request additional information from you. This information requested by the AWS must be completed ASAP as it could delay the acceptance and approval of your AWS CWI application.

If you have any questions regarding the class itself, please contact the technical department at technical@welding.org or 937-332-9500, ext. 9603.

Any questions regarding HIWT registration can be directed to **937-332-9500**

HIWT/ AWS CWI Registration Checklist

Estimated Total Costs for HIWT Course CWI540 Preparation for AWS CWI Examination

Please note, costs are estimates and may be higher/ lower than what is purchased. These numbers can be used to provide a general quote to management for the allocation of funds.

AWS D1.1 Code Path - Estimated Cost: \$7751.00

API 1104 Code Path - Estimated Cost: \$7484.00 *(main difference is cost of Standard/ Code)*

Cost Breakdown:

- **HIWT Course 540** – 2 weeks (\$2295)
 - Breakdown:
 - \$1895 Tuition
 - \$400 Course Materials (This fee does NOT include a Code Book)
 - **AWS Exam Fees** - \$1520 (non-member), \$1255 (member)
 - **Code Book** - \$784.00 (AWS D1.1:2025), \$517.00 (API 1104 22nd Edition)
 - Non-Member Prices listed for Code Books.
 - **Hotel** – Arrive 1 day before class, depart 1 day after class
 - 13 Nights @ Holiday Inn Express & Suites – Troy
 - 1 King Standard - \$1361.40
 - Priced about 4 months from class
 - **Rental Car** - Budget @ DAY Airport, Economy Car \$525.65
 - It is recommended NOT to Uber/ Lyft to class each day.
 - Availability of Uber/ Lyft is very low in the Troy area.
 - **Food** - (\$50/day) (2024 M&IE Federal Rate is \$59/ day)
 - 14 Days - \$700
 - **Flight/ Airfare** – varies greatly based on location.
 - Sample is based on Denver, CO to Dayton, OH, Premium Economy, Roundtrip
 - \$524.95 + \$40/ bag = \$564.95
 - Priced about 4 months out from class. Expect flights to be approx.
 - \$1000 or more if booked within a week or two from the date of travel.
- Note - Estimate does not include one's salary that a company may pay.